

Shri Neminath Jain Brahmacharyashram's (Jain Gurukul)

**SMT. K. B. ABAD HOMOEOPATHIC MEDICAL COLLEGE  
SHRI. R. P. CHORDIYA HOSPITAL AND  
BHAMASHAH SHRI. V. D. MEHTA, DEV-VIJAY  
P. G. INSTITUTE OF HOMOEOPATHY & RESEARCH CENTRE**



**SNJB**

NEMINAGAR, CHANDWAD-423101 DIST.: NASIK (M.S.)

\* Tel. (02556) 252544

\* FAX (02556) 253282

\* E-mail : kbahmc\_nsk@rediffmail.com \* Visit us at http : // www.snjb.org

Recognised by Ministry of AYUSH & C.C.H., New Delhi & Affiliated to MUHS, Nashik

An ISO 9001 : 2008 Certified Institute

Jain Minority Institute

Prof. Dr. A. O. DAHAD

Accredited at B grade by NAAC

Principal


ACADEMIC YEAR 2022-23

Academic Activities/Webinar/Workshop/CME/Activities in last One Year i.e.  
from 1<sup>st</sup> January 2022 to 31<sup>st</sup> December 2022

### DEPARTMENT OF ANATOMY

#### Academic Planner / Advance Teaching Plan

Sr.No.	Month	Name Of The Topic	No. Of Lecture Required	Teaching Method
	June	Introduction to General Anatomy.		Chalk, Talk method, (blackboard/lecture) Group seminar, Tutorials, Debate, Multimedia Presentation A. V. AIDS
1)		Anatomy study technique.	04	
2)		Sub division of Anatomy.	02	
3)		General anatomy of muscles	02	
4)		General anatomy of C.V.S.	02	
5)		General anatomy of Nervous classification	02	
6)		Structure & classification of Neurons.	02	
7)		Neuroglia & their function.	02	
8)		Peripheral nerves, Spinal nerves, & Nerve Plexus.	02	
9)		Autonomic Nervous system- Peripheral nervous system,	02	
10)		CNS, Neurons	02	
11)	Lymphatic system.	01		
12)	July	Osteology of upper limb.	01	
13)		Pectoral region & axilla.	01	
14)		The Mammary gland.	02	
15)		Muscles of pectoral region & clavipectoral fascia.	01	
16)		Boundaries & content of Axilla.	01	
17)		Axillary artery.	02	
18)		Brachial Plexus.	02	
19)		Muscles of Scapular region, shoulder, Back		
20)	August	Intermuscular spaces & Axillary Nerve.		
21)		Musculocutaneous nerve & Brachial artery.	01	
22)		Biceps Brachii Muscle.	01	
23)		Cubital Fossa.	01	
24)		Triceps Brachii & Profunda Brachii artery.	01	
25)		Front of Forearm muscles, Flexor Retinaculum, Extensor Retinaculum.	01	

  
PRINCIPAL

SNJB's Smt. K. B. Abad Homoeopathic  
Medical College & Shri R. P. Chordiya  
Hospital & Bhamashah Shri V. D. Mehata Dev-Vijay  
P. G. Institute of Homoeopathy & Research Centre

Shri Neminath Jain Brahmacharyashram's (Jain Gurukul)

**SMT. K. B. ABAD HOMOEOPATHIC MEDICAL COLLEGE  
SHRI. R. P. CHORDIYA HOSPITAL AND  
BHAMASHAH SHRI. V. D. MEHTA, DEV-VIJAY  
P. G. INSTITUTE OF HOMOEOPATHY & RESEARCH CENTRE**



NEMINAGAR, CHANDWAD-423101 DIST.: NASIK (M.S.)

\* Tel. (02556) 252544

\* FAX (02556) 253282

\* E-mail : kbahmc\_nsk@rediffmail.com \* Visit us at http : // www.snjb.org

Recognised by Ministry of AYUSH & C.C.H., New Delhi & Affiliated to MUHS, Nashik

An ISO 9001 : 2008 Certified Institute

Jain Minority Institute

Prof. Dr. A. O. DAHAD

Accredited at B grade by NAAC

Principal

Sr.No.	Month	Name Of The Topic	No. Of Lecture Required	Teaching Method
26)	August	Palmer Aponeurosis & Superficial Palmer Arch.	01	Chalk, Talk method, (blackboard\lecture) Group seminar, Tutorials, Debate, Multimedia Presentation A.V. AIDS
27)		Deep palmer arch & palmer spaces.	01	
28)		Intrinsic muscle of Hand.	01	
29)		Redial Nerve.	01	
30)		Median Nerve.	01	
31)		Musculocutaneous Nerve.	01	
32)		Ulnar Nerve.	02	
33)		Redial artery.	02	
34)		Ulnar artery.	02	
35)		Shoulder Joint.	02	
36)		Elbow jt .	02	
37)		Wrist jt & Radio ulnar jt.	01	
38)		Osteology of Hip Bone.	01	
39)		Anterior abdominal wall.	02	
40)		Abdominal cavity & gen arrangement O f viscera.	01	
41)		Peritoneum.	02	
42)		Posterior Abdominal Wall.	01	
43)		Abdominal Aorta.	02	
44)		Stomach.	02	
45)		Small Intestine.	02	
46)	September	Duodenum.	02	
47)		Large Intestine in General.	01	
48)		Caecum with Vermiform Appendix.	02	
49)		Liver.	03	
50)		Billiary Apparatus.	02	
51)		Portal vein & Portacaval Anastomosis.	02	
52)		Pancreas.	01	
53)		Spleen.	01	
54)		Abdominal part of Autonomic Nervous system.	01	
55)		Kidneys.	01	
56)	October	Ureters.	01	
57)		Supra Renal gland.	01	
58)		Inferior Vena Cava.	01	
59)		Cisterna Chyli, Lumber Plexus.	01	
60)		Bony Pelvis & Pelvic Diaphragm.	01	
61)		Perinium & Perinial pouches.	01	

PRINCIPAL

SNJB's Smt. K. B. Abad Homoeopathic Medical College & Shri R. P. Chordiya Hospital & Bhamashah Shri V. D. Mehta Dev-Vijay P. G. Institute of - Homoeopathy & Research Centre, Chandwad, Dist. Nashik

Shri Neminath Jain Brahmacharyashram's (Jain Gurukul)

**SMT. K. B. ABAD HOMOEOPATHIC MEDICAL COLLEGE  
SHRI. R. P. CHORDIYA HOSPITAL AND  
BHAMASHAH SHRI. V. D. MEHTA, DEV-VIJAY  
P. G. INSTITUTE OF HOMOEOPATHY & RESEARCH CENTRE**



**SNJB**

NEMINAGAR, CHANDWAD-423101 DIST.: NASIK (M.S.)

\* Tel. (02556) 252544

\* FAX (02556) 253282

\* E-mail : kbahmc\_nsk@rediffmail.com \* Visit us at http : // www.snjb.org

Recognised by Ministry of AYUSH & C.C.H., New Delhi & Affiliated to MUHS, Nashik

An ISO 9001 : 2008 Certified Institute

Jain Minority Institute

Prof. Dr. A. O. DAHAD

Accredited at B grade by NAAC

Principal

Sr.No.	Month	Name Of The Topic	No. Of Lecture Required	Teaching Method
62)	October	Female External Genital Organs.	01	Chalk, Talk method, (blackboard/lecture) Group seminar, Tutorials, Debate, Multimedia Presentation A.V. AIDS
63)		Rectum.	01	
64)		Anal region.	01	
65)		Urinary Bladder.	01	
66)		Male Urethra.	01	
67)		Female Reproductive organs Ovaries, Uterus, Uterine tube, Vagina.	04	
68)		Male reproductive Organ Prostate & Spermatic cord.	02	
69)		Male External Genital organ.	04	
70)		Thorax, wall of Thorax	02	
71)		Pleurae & Lungs.	03	
72)		Pericardium / Heart	01	
73)		Mediastinum.	04	
74)		Heart.	05	
75)		SVC, Aorta, Trachea, Oesophagus, Thoracic Duct, Azygous vein.	04	
76)		Osteology of Head & Neck.	03	
77)		Scalp, Temple & Face.	03	
78)		Side of Neck.	01	
79)		Back of Neck.	02	
80)		Contents of Vertebral canal.	01	
81)		December	Cranial Cavity.	
82)	Contents of Orbit.		02	
83)	Anterior Triangle of Neck.		04	
84)	Parotid Region.		02	
85)	Temporal & Infratemporal regions.		03	
86)	Submandibular region.		02	
87)	Deep structures in neck.		06	
88)	Pre vertebral region.		04	
89)	Mouth & Pharynx.		04	
90)	Nose & Para nasal sinuses.		03	
91)	Larynx.		03	
92)	Tongue.		01	
93)	Ear & Vestibulo Cochlear Nerve.		03	
94)	Eye Ball.		02	
95)	January		Meninges of Brain C.S.F.	02
96)			Spinal cord.	02
97)			Cranial Nerves.	02

*A. O. Dahad*  
**PRINCIPAL**

SNJB's Smt. K. B. Abad Homoeopathic  
Medical College & Shri R. P. Chordiya  
Hospital & Bhamashah Shri V. D. Mehta Dev-Vijay  
P. G. Institute of - Homoeopathy & Research  
Centre, Chandwad, Dist. Nashik

Shri Neminath Jain Brahmacharyashram's (Jain Gurukul)

**SMT. K. B. ABAD HOMOEOPATHIC MEDICAL COLLEGE  
SHRI. R. P. CHORDIYA HOSPITAL AND  
BHAMASHAH SHRI. V. D. MEHTA, DEV-VIJAY  
P. G. INSTITUTE OF HOMOEOPATHY & RESEARCH CENTRE**



NEMINAGAR, CHANDWAD-423101 DIST.: NASIK (M.S.)

\* Tel. (02556) 252544

\* FAX (02556) 253282

\* E-mail : kbahmc\_nsk@rediffmail.com \* Visit us at http : // www.snjb.org

Recognised by Ministry of AYUSH & C.C.H., New Delhi & Affiliated to MUHS, Nashik

An ISO 9001 : 2008 Certified Institute

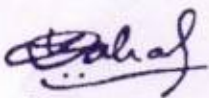
Jain Minority Institute

Prof. Dr. A. O. DAHAD

Accredited at B grade by NAAC

Principal

Sr.No.	Month	Name Of The Topic	No. Of Lecture Required	Teaching Method
98)	January	Brainstem.	02	Chalk, Talk method, (blackboard/lecture) Group seminar, Tutorials, Debate, Multimedia Presentation A.V. AIDS
99)		Cerebellum.	02	
100)		Fourth ventricle, 3rd ventricle.	01	
101)		Cerebrum.	02	
102)		Third Ventricle, Lateral Ventricle, Limbic System.	02	
103)		Lower Limb.	01	
104)		Ant. Compartment of Thigh- Muscles, Femoral Triangle.	03	
105)	February	Medial side of Thigh- Muscles, Obturator Nerve.	02	
106)		Gluteal Region- Muscles, vessels & Nerves, clinical anatomy.	02	
107)		Popliteal Fossa- Boundaries & content.	01	
108)		Popliteal artery with Applied anatomy	01	
109)		Tibial nerve with applied anatomy.	01	
110)	March	Common Peroneal nerve with applied anatomy.	01	
111)		Back of Thigh.	02	
112)		Sciatic nerve with applied anatomy	02	
113)		Front of leg & dorsum of foot.	02	
114)		Muscles, Anterior Tibial artery & deep Peroneal nerve.	02	
115)		Lateral side of Leg – superficial Peroneal nerve.	01	
116)		Back of leg, Tendo calcaneus.	01	
117)		Posterior Tibial artery, Peroneal artery.	01	
118)	Sole of Foot, Plantar vessels & Nerves.	01		
119)	April	Veinous Drainage of Lower Limb with applied anatomy	01	
120)		Hip jt with applied anatomy	02	
121)		Knee jt with applied anatomy	02	
122)		Ankle jt with applied anatomy	02	
123)		Tibiofibular jt with applied anatomy	01	
124)	Arches of foot with applied anatomy	02		
125)	May	MISCELLANEOUS TOPIC		
126)		GENETICS.		
127)		EMBRYOLOGY.		

  
PRINCIPAL

SNJB's Smt. K. B. Abad Homoeopathic  
Medical College & Shri R. P. Chordiya  
Hospital & Bhamashah Shri V. D. Mehta Dev-Vijay  
P. G. Institute of - Homoeopathy & Research  
Centre, Chandwad, Dist. Nashik

Shri Neminath Jain Brahmacharyashram's (Jain Gurukul)

**SMT. K. B. ABAD HOMOEOPATHIC MEDICAL COLLEGE  
SHRI. R. P. CHORDIYA HOSPITAL AND  
BHAMASHAH SHRI. V. D. MEHTA, DEV-VIJAY  
P. G. INSTITUTE OF HOMOEOPATHY & RESEARCH CENTRE**



**SNJB**

NEMINAGAR, CHANDWAD-423101 DIST.: NASIK (M.S.)

\* Tel. (02556) 252544

\* FAX (02556) 253282

\* E-mail : kbahmc\_nsk@rediffmail.com \* Visit us at http : // www.snjb.org

Recognised by Ministry of AYUSH & C.C.H., New Delhi & Affiliated to MUHS, Nashik

An ISO 9001 : 2008 Certified Institute

Jain Minority Institute

Prof. Dr. A. O. DAHAD

Accredited at B grade by NAAC


Principal

Academic details from 01<sup>st</sup> January 2022 to 31<sup>st</sup> December 2022

Sr. No.	Details	Total Number in Hours
1.	Lecture	225
2.	Symposium	--
3.	Practical / Clinics	100
4.	Inter-Departmental Seminar	--
5.	Seminar	06
6.	Case Presentation	NA
7.	Journal Club	--

Details of Lecture & Practical/Clinics

Sr. No.	Name of the Teacher	Designation	Lecturer in Hours	Practical / Clinics in Hours	Total
1.	Dr. V. V. Ghodake	Professor	100	50	150
2.	Dr. M. R. Kshirsagar	Guest Reader	25	--	25
3.	Dr. A. N. Brahmne	Asstt. Prof.	100	50	150

  
PRINCIPAL

SNJB's Smt. K. B. Abad Homoeopathic  
Medical College & Shri R. P. Chordiya  
Hospital & Bhamashah Shri V. D. Mehata Dev-Vijay  
P. G. Institute of - Homoeopathy & Research  
Centre, Chandwad, Dist. Nashik

Shri Neminath Jain Brahmacharyashram's (Jain Gurukul)

**SMT. K. B. ABAD HOMOEOPATHIC MEDICAL COLLEGE  
SHRI. R. P. CHORDIYA HOSPITAL AND  
BHAMASHAH SHRI. V. D. MEHTA, DEV-VIJAY  
P. G. INSTITUTE OF HOMOEOPATHY & RESEARCH CENTRE**



**SNJB**

NEMINAGAR, CHANDWAD-423101 DIST.: NASIK (M.S.)

\* Tel. (02556) 252544

\* FAX (02556) 253282

\* E-mail : kbahmc\_nsk@rediffmail.com \* Visit us at http : // www.snjb.org

Recognised by Ministry of AYUSH & C.C.H., New Delhi & Affiliated to MUHS, Nashik

An ISO 9001 : 2008 Certified Institute

Jain Minority Institute

Prof. Dr. A. O. DAHAD

Accredited at B grade by NAAC

Principal

#### List of Seminar

Sr. No. of Seminar	Date of Seminar	Topic	Conducted by
1.	19/07/2022	Brachial Plexus	Dr. V. V. Ghodake
2.	19/07/2022	Mammary Gland	Dr. V. V. Ghodake
3.	03/10/2022	Parotid Gland	Dr. V. V. Ghodake

#### List of Tutorial

Sr. No. of Seminar	Date of Tutorial	Topic	Conducted by
1.	16/06/2022	Parotid Gland	Dr. V. V. Ghodake
2.	17/06/2022	Humerus	Dr. V. V. Ghodake
3.	21/07/2022	Carpal bone / Radius	Dr. V. V. Ghodake
4.	21/07/2022	Carpal Bone	Dr. V. V. Ghodake

#### INFRASTRUCTURE AVAILABLE

S. No.	Particulars	Built up area available in Sq. M. for <u>100</u> student's intake	REMARK
5(a)	Anatomy Department Room	134.67	
	well ventilated dissection hall with wash basin,	65.25	
	Storage for cadaver	9.47	
	Museum	50.92	
	Space/Room facility of histology demonstration	Available	

**PRINCIPAL**

SNJB's Smt. K. B. Abad Homoeopathic  
Medical College & Shri R. P. Chordiya  
Bhamashah Shri. V. D. Mehta, Dev Vijay

Shri Neminath Jain Brahmacharyashram's (Jain Gurukul)

**SMT. K. B. ABAD HOMOEOPATHIC MEDICAL COLLEGE  
SHRI. R. P. CHORDIYA HOSPITAL AND  
BHAMASHAH SHRI. V. D. MEHTA, DEV-VIJAY  
P. G. INSTITUTE OF HOMOEOPATHY & RESEARCH CENTRE**



**SNJB**

NEMINAGAR, CHANDWAD-423101 DIST.: NASIK (M.S.)

\* Tel. (02556) 252644

\* FAX (02556) 253282

\* E-mail : kbahmc\_nsk@rediffmail.com \* Visit us at http : // www.anjb.org

Recognised by Ministry of AYUSH & C.C.H., New Delhi & Affiliated to MUHS, Nashik

An ISO 9001 : 2008 Certified Institute

Jain Minority Institute

Prof. Dr. A. O. DAHAD

Accredited at B grade by NAAC

Principal

**List of Equipment as per MSR**

Details of items of Equipment etc. available as per Schedule-III of HCC (MSR) Regulations, 2013.

S No	Items	Required	Available in number
1	1 Dissection Tables with marble tops or stainless steel (6'x'1'x2'x3')	04	06
	2 Dissection set complete	As required	02 Set
	3 Saw for sectioning body and limbs	01	02
	4 Storage tanks to hold cadavers	As required	02
	5 Teaching materials		CD's & Transparencies
	Models	As required	53
	Charts	As required	180
	Diagrams	As required	50
	Slides	As required	71
	Soft part Wet	As required	125 Mounted
	Soft Part Dry	As required	210
	Skeleton (Articulated)	As required	02
	Bones (Loose)	As required	02 Set
	Mummified bodies	As required	02
	Latest diagrams	As required	20
6	Microscope (Medical)	25	25
2	Number of additional items		43, Equipments
3	No. of Cadavers available		03
4	Whether College covered under the provisions of Anatomy Act.		Yes

**PRINCIPAL**

SNJB's Smt. K. B. Abad Homoeopathic  
Medical College & Shri R. P. Chordiya  
Hospital & Bhamashah Shri V. D. Mehta Dev-Vijay  
Institute of Homoeopathy & Research

**MAHARASHTRA UNIVERSITY OF HEALTH SCIENCES, NASHIK**  
**DETAIL INFORMATION OF SUBJECTWISE TEACHING STAFF (Approved + Not Approved)**  
**UG Degree / PG Degree /Ph.D.) As on 01/04/2023**

Faculty : **Homoeopathy**




Subject : **Anatomy**

Whether UG/UG+PG : **UG**

Name of the College : **SNJB's Smt. K. B. Abad Homoeopathic Medical College, Shri. R. P. Chordiya Hospital & Bhamashah Shri. V. D. Mehta, Dev-Vijay P. G. Institute of Homoeopathy & Research Centre, Chandwad, (Nashik)**

College Code : **4302**

Intake Capacity : **100**

S. N.	Name of the Teaching Staff	Designation	Mobile No.	E-mail. Id	Date of Birth	Whether belongs to Reserved category	Date of Appointment	Teaching Experience				Total Teaching Experience in years of PG	Type of Appointment Temp./Regular / Contractual	University Approval Status (Yes/No)	Details of PG teacher Recognised by MUHS (Yes/No)		Photograph with Signature
								UG (Yrs)							Temp / Regular	Letter No. & Date	
								Asst. Prof.	Asso. Prof.	Prof.	Total						
1	Dr. V. V. Ghodake	Professor	9325112140	ghodake28@gmail.com	01/06/1963	No	03/08/1993	12.07	10.03	06.11	29.09	--	Regular	Yes	--	--	
2	Dr. M. R. Kshirsagar	Guest Reader	9404192214	mahesh290580@gmail.com	29/05/1980	No	01/06/2012	--	--	--	10.11	--	Contractual	NA	--	--	
3	Dr. A. N. Brahme	Assistant Professor	9422788776	ababab97@rediffmail.com	02/01/1977	SC	01/10/2007	21.07	--	--	21.07	--	Regular	Yes	--	--	

  
**PRINCIPAL**

SNJB's Smt. K. B. Abad Homoeopathic  
 Medical College & Shri R. P. Chordiya  
 Hospital & Bhamashah Shri V. D. Mehta Dev-Vijay  
 P. G. Institute of - Homoeopathy & Research  
 Centre, Chandwad, Dist. Nashik